



# Nursery Phonics Workshop

## Introducing Phase 2

# What is phonics?

Phonics is a way of teaching children to read and write by listening carefully to identify the phonemes (sounds) that make up words. They learn how to represent those phonemes with graphemes (letters and groups of letters).

They say the phonemes and blend them to read words.

They hear the sounds and write them down in order to spell words.

# Typical Phase One Activities in Nursery

## Rhythm Sticks

- stop/go, quiet/loud
- play a nursery rhyme
- Chop, chop, choppety chop



## Rhyme & Alliteration

Silly soup

Hearing the first sound – Nnnnn Nova, I spy

Alliterative names – Incredible Inaya, Caring Kara etc

Stories & Songs - Monkey & Me, Oi Frog

## Voice sounds

- Make your voice...



- Songs – Roly Poly, The Wheels on the Bus

## Environmental Sounds

- Listening walk
- Noisy box



# We learn that words are made up of a number of phonemes (sounds)

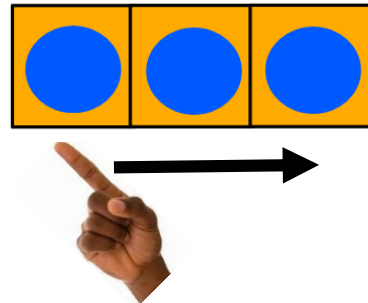
## - oral blending and segmenting

PURE SOUNDS - It is important that the children pronounce the phonemes without adding 'uh' at the end ('ffff' rather than 'fuh') and we call these **pure sounds**.

You can listen to children saying the pure sounds on <https://youtu.be/UCI2mu7URBc>


## Oral blending

- Georgie's Gym – **H-o-p** Touch your **f-ee-t** Pat your **h-ea-d** (always the last word in the sentence)
- Dress the baby – Put on her **c-oa-t** Put on her **sh-oe-s**
- Sound buttons & sweep





# Oral segmenting

- I spy with my little eye, something beginning with....


























- Robot Talk



# Phase Two

## My Phase 2 Sound Mat

s 	a 	t 	p 	i 	n 	m 	d 
g 	o 	c 	k 	ck 	e 	u 	r 
h 	b 	f 	ff 	l 	ll 	ss 	

A **phonics session** has four parts:

- **Revisit & review**
- **Teach**
- **Practise**
- **Apply**


<b>Warm Up</b>	Phase One activity
<b>Revisit</b>	Flash cards – letters already learned
<b>Teach</b>	Introduce new letter (grapheme) or skill (blending or segmenting)
<b>Practise</b>	
<b>Apply</b>	Use the new knowledge or skill in a context e.g. read or write a label

# Hear and Say

SSSSSS



sss...ock



sss...sun



sss...snake

# See and Say

S

s

S

s




# Discriminate


s S s a  
s a s s s

## Apply




# Write







t a p



a t p

t a p

